


## HOW TO DISPLAY YOURSELF ON THE PROFESSIONAL MEMBERS WORLD MAP


Log in as professional or organizational member



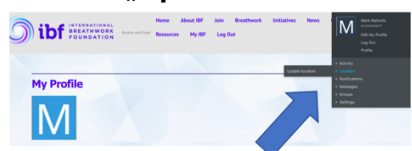
In „My Profile“, on the top right side, hover with your mouse over „Howdy, .....“



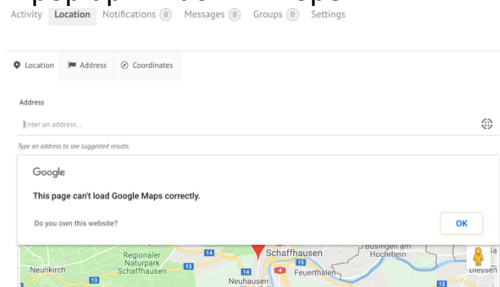
Now, this will open:



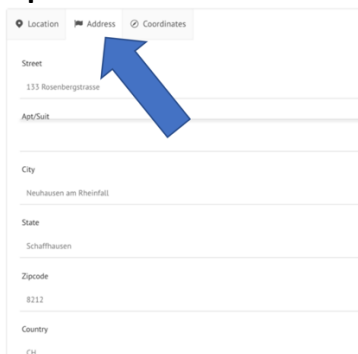
Hover with the mouse over „Location“  
Click on „Update Location“



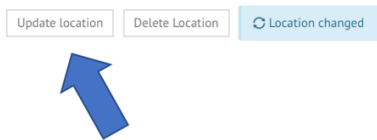
A pop up window will open



Open tab «Address». Fill in all necessary fields

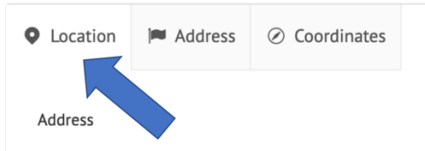


Click «Update Location»



Now let us check, whether the Google map is showing your address correctly!

For this, **open tab «Location»**




Your name and address should appear on the world map now. If your address is not yet displayed correctly, refine your data in address tab, until your address is displayed correctly on the map.

---

---

## HOW TO ADD YOUR PERSONAL INFORMATION TO THE PROFESSIONAL MEMBERS WORLD MAP

Log in as professional or organisational member

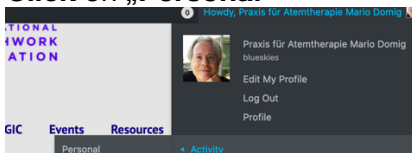


In „My Profile“, on the top right side, hover with your mouse over **„Howdy, .....“**

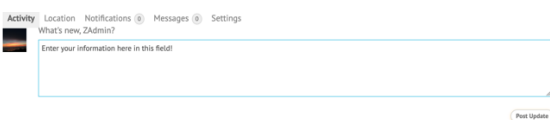


Hover with the mouse over „Activities“

**Click on „Personal“**



A pop up window will open



Enter your text in the field, when finished,  
Click on **«Post Update»**

